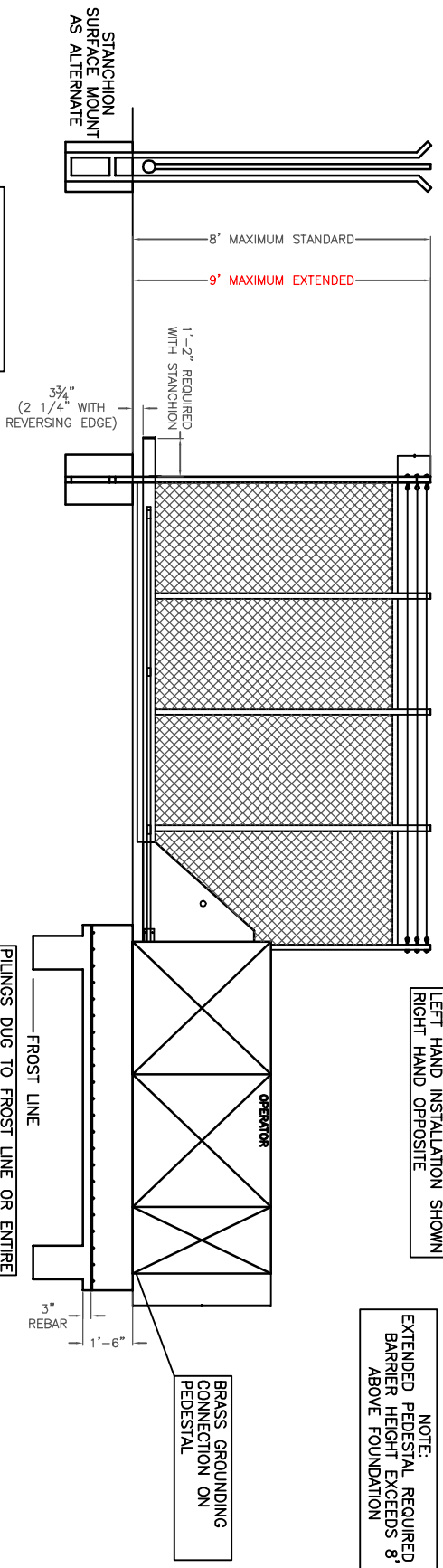
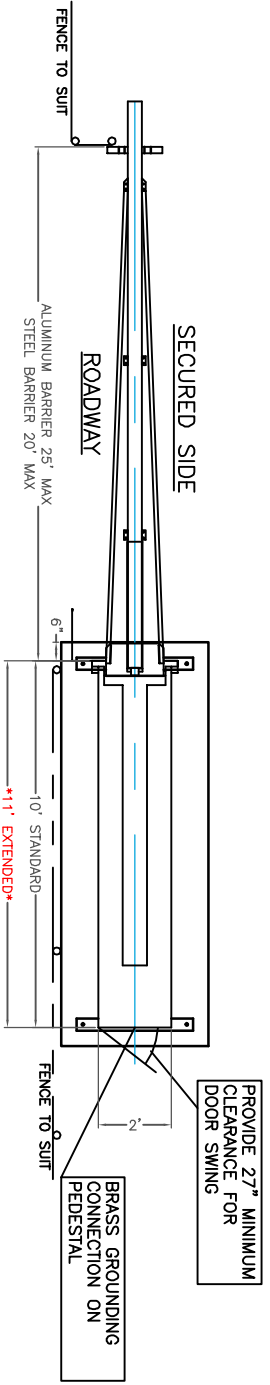
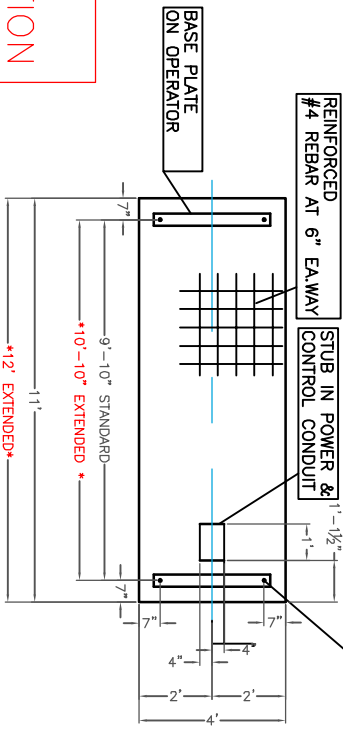


MODEL HYJD-DC-25
MODEL HYJD-DC-25E
HYDRAULIC VERTICAL PIVOT GATE

NOTE: STUB IN 115 VAC SINGLE PHASE
 20 AMP SERVICE SUGGESTED MINIMUM (3 WIRE SERVICE REQUIRED)
 COPPER WIRE REQUIRED

CAP	LENGTH OF CIRCUIT IN FEET
20	30'
20	40'
12	50'
12	60'
10	70'
8	80'
8	90'
6	100'
6	120'
6	140'
5	160'
5	180'
4	200'
4	240'

***NOTE: IF BARRIER HEIGHT EXCEEDS 8' TALL*
 USE HYJD-DC-25E DIMENSIONS FOR FOUNDATION**



NOTE: FOR ADDITIONAL GROUND CLEARANCE RAISE FOUNDATION

NOTE: BARRIER STYLE WITHIN DIMENSIONAL LIMITS AS PER CUSTOMER SPECIFICATIONS. FOR GREATER ROADWAY SPAN INSTALL OPPOSING GATES PROVIDE 1' GAP.

NOTE: EXTENDED PEDESTAL REQUIRED IF BARRIER HEIGHT EXCEEDS 8' ABOVE FOUNDATION

PILINGS DUG TO FROST LINE OR ENTIRE CONCRETE PAD DUG TO FROST LINE

IDEAL MANUFACTURING INC.
 2011 HARNISH BLDG. BILLINGS, MT 59101
 PHONE: (406) 656-4360
VERTICAL PIVOT GATE
BASIC DIAGRAM
 AUTO CAD DWG #2002 DC