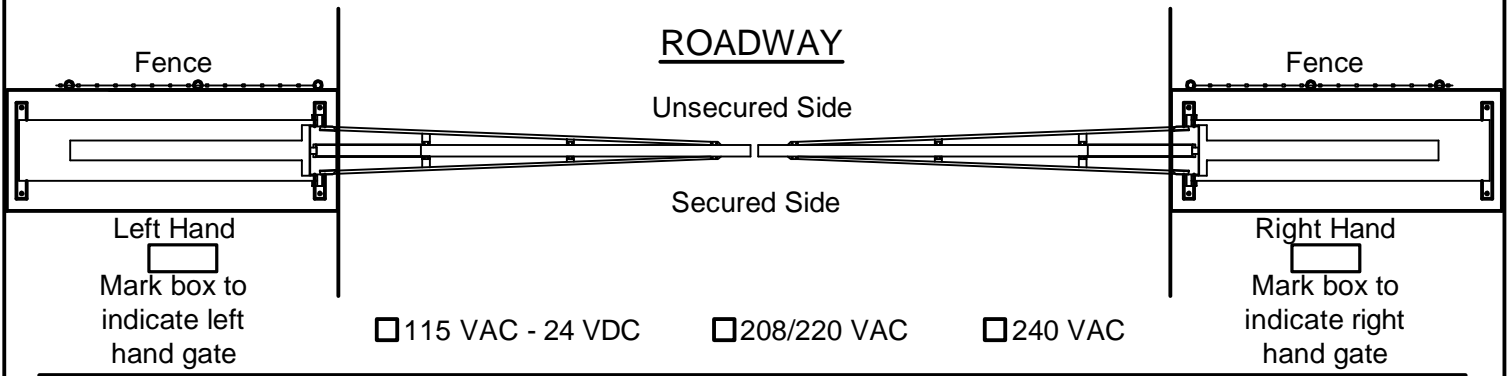
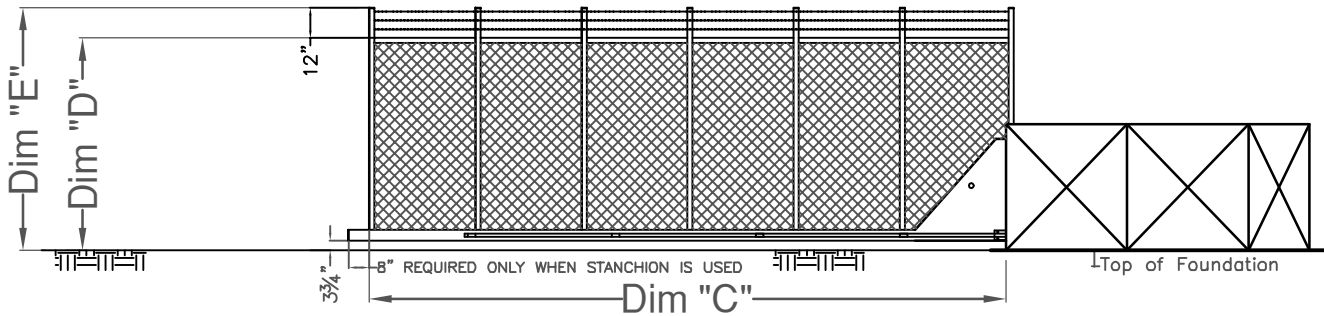


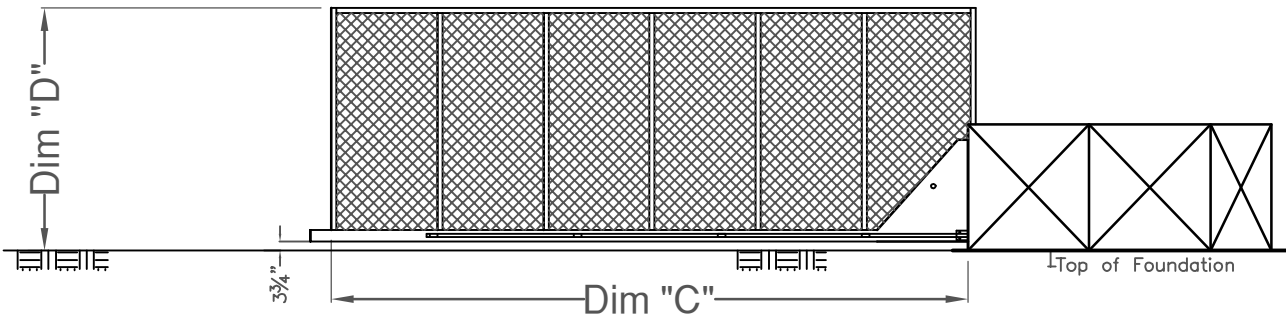
**ORDER FORM FOR HYJD-B, HYJD-BE, HYJD-DC-25**



**BARRIER STYLE "A" STYLE 1810**



**BARRIER STYLE "B" STYLE 1810**



Note: Clearance between top of foundation and bottom of barrier is 3 3/4". If more or less is required, raise or lower foundation.

**SPECIFICATIONS TO BE FURNISHED BY PURCHASER**

1. Barrier fabricated from aluminum \_\_\_\_\_ steel \_\_\_\_\_
2. Barrier Style "A" \_\_\_\_\_ Style "B" \_\_\_\_\_
3. Ornamental Style (circle) 1950 1820 1830 1860 1900 1910 1850 1960 1840
4. Barrier length. Dimension "C" \_\_\_\_\_
5. Barrier height above ground. Dimension "D" \_\_\_\_\_
6. Barrier Style "A" height above ground. Dimension "E" \_\_\_\_\_
7. Ground clearance under barrier decreases from 3 3/4" to 2 1/4" if reversing edge is used.
8. Consult manufacturer if gate requires an extension on bottom of barrier for sloping roadway.

This form to be completed, signed by an authorized agent and returned with purchase order to IDEAL MFG., INC

Company Name \_\_\_\_\_

Job Name \_\_\_\_\_

Approved for construction by \_\_\_\_\_ Date \_\_\_\_\_